



- Universal 90-264VAC Input
- Full Safety Approvals
- RoHS Compliant
- Interchangeable AC Input Plugs
- High Efficiency



2.44"W x 4.28"L x 1.44"H



Model Number	Output Voltage	Output Amps	Regulation	Efficiency	Output Connector
SINGLE OUTPUT					
ASA30M-0301	5	4.0	±6%	70%	Coaxial
ASA30M-0304	9	3.0	±3%	73%	Coaxial
ASA30M-0302	12	2.5	±2%	76%	Coaxial
ASA30M-0303	15	2.0	±2%	78%	Coaxial
ASA30M-0306	18	1.65	±2%	78%	Coaxial
ASA30M-0305	24	1.25	±2%	80%	Coaxial



30W Medical Grade Adapter with Interchangeable AC Plugs

ASA30M series

INPUT SPECIFICATIONS

Input Voltage Range	90-264 VAC
Frequency Range	47-63 Hz
Input Current	0.4~0.8 Amps max.
Inrush Current	50 Amps max. @ 264VAC
Leakage Current	100uA max.

OUTPUT SPECIFICATIONS

Voltage and Current	See Selection Charts
Load Regulation (Note 4)	See Selection Charts
Line Regulation (Note 3)	± 1%
Voltage Accuracy (Note 1)	± 2%
Ripple/Noise (Note 2)	± 1%
Over Voltage Protection	Yes
Short Circuit Protection	Continuous; Auto Recovery
Hold Up Time	10mS typ. @ 115VAC

GENERAL SPECIFICATIONS

Isolation	I/P-O/P: 4000VAC
Efficiency	75% typ.
Safety	UL60601-1, EN60601-1

PHYSICAL SPECIFICATIONS

Size	4.28" x2.44" x 1.44"
Construction	Wallmount Style
Output Connector	2.1x5.5x12mm Coax
Weight	10.58oz (300g)

ENVIRONMENTAL SPECIFICATIONS

Oper. Temperature	0 to +40°C FL
Storage Temperature	-20 to +85°C *
Conducted EMI	CISPR/FCC Class B

Notes:

1. Voltage Setpoint at 60% Load
2. Add a 0.1uF ceramic capacitor and a 10uF E.L. capacitor to output for Ripple & Noise measuring @ 20MHz BW.
3. Line Regulation measured from 100VAC to 240VAC, full load.
4. Load Regulation measured from 60% to full load and from 60% to 20% load (60% ±40%)
5. Minimum load is not required for proper operation.

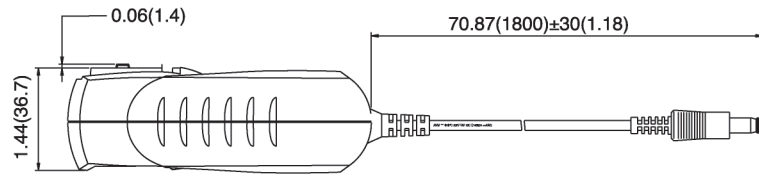
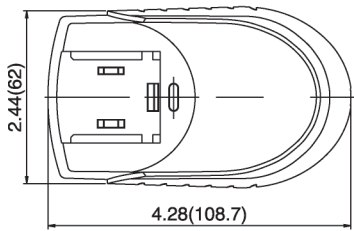
All specifications are typical at nominal input, 75% load, and 25°C unless otherwise noted

* These are stress ratings. Exposure of the devices to any of these conditions may adversely affect long term reliability. Proper operation under conditions other than the standard operating conditions is neither warranted nor implied.

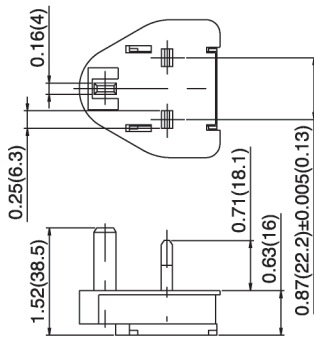
Astrodyne products are not authorized or warranted for use as critical components in life support systems, equipment used in hazardous environments, nuclear controls systems, or other mission-critical applications.

MECHANICAL DIMENSIONS

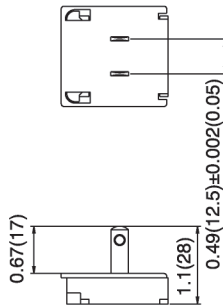
All Dimensions In Inches(mm)
Tolerance .xx= ±.02, .xxx= ±.010



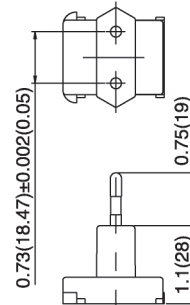
DC Plug type: V+ -- ● -- V-
DC Plug size: (ø5.5/ø2.1) L12mm
18AWG/1800mm



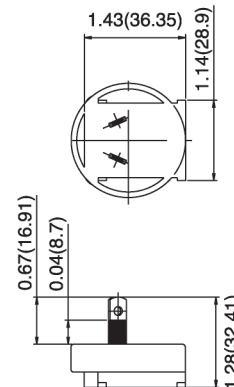
P/N: G8706502020



P/N: G8706302020



P/N: G8706402020



P/N: G8706602020